



MARKET ANALYSIS OF ESCOOTERS IN SLOVENIA AND CROATIA



eSCURB: Electric scooters in urban environments: A study of safety, infrastructure, and mobility dynamics

WP1 A1.2: Analysis of the e-scooter market in the EU

Project leader from Slovenia partner: Asst. Prof. Tina Cvahte Ojsteršek, Ph.D.

Project leader from Croatian partner: Asst. Prof. Dario Babić, Ph.D.

Project team:

Faculty of Logistics, University of Maribor:

Tina Cvahte Ojsteršek

Darja Topolšek

Simona Šinko

Lazar Pavić

Pija Soršak

Marjan Sternad

Uroš Kramar

Tomaž Kramberger

Martin Fale

Mateja Forte

Faculty of Criminal Justice and Security, University of Maribor:

Igor Areh

Faculty of Transport and Traffic Sciences, University of Zagreb:

Dario Babić

Darko Babić

Mario Fiolić

Shirin Rizehbandi



Faculty of Logistics



Faculty of
Criminal Justice and Security



The project "eSCURB: Electric scooters in urban environments: A study of safety, infrastructure, and mobility dynamics" is financed by the Slovenian Research and Innovation Agency (project code J5-60090) and Croatian Science Foundation (grant agreement No IPS-2024-02-3188) as part of the Lead Agency Multilateral Scheme (Weave) Agreement, an EU-wide initiative for the (co)funding of research projects.

Contents

Economical market analysis.....	3
Market segmentation.....	3
E-scooters in Europe.....	4
Overview of Slovenia and Croatia.....	6
E-scooter sales.....	10
Methodology.....	10
Croatian e-scooter sales.....	11
Slovenian e-scooter sales.....	16

Ethical Declaration and Authorship Statement

We declare that this report is the result of the collective authorship of the project team. We declare that the report and its research was carried out in accordance with the principles of research, professional, and academic ethics, as well as with the requirements of the project, its funders, and the funding scheme. The project activities and its results were implemented within the framework of, and in compliance with, the project objectives, conditions, and the applicable rules of the funding agencies.

In preparing the project, we ensured the accuracy, traceability, and credibility of the presented data, consistently cited the sources used, and observed applicable legal and ethical standards. Appropriate scientific and professional sources were used in preparing the project report, and these are listed in the respective bibliographies or source lists. In doing so, we consistently respected copyright and the principles of proper source citation.

Generative artificial intelligence was also used as a support tool, exclusively for the following purposes:

- searching for and reviewing general information, especially for comparing specifications throughout sources and searching for statistical sources (tools: ChatGPT and Copilot);
- translating sources and texts from foreign languages and into foreign languages (primarily DeepL and Copilot);
- translating reports between Slovenian, Croatian, and English for reporting and inter-project communication purposes (primarily DeepL and Copilot);
- grammatical and stylistic proofreading of original texts created by the project team (tools: Grammarly and Copilot).

Generative artificial intelligence was not used for independently creating the substantive parts of the research or the project results, but solely as support in processing, understanding, and linguistically optimizing content, as well as for translation between the project languages.

Economical market analysis

The economical state of the market regarding e-scooters is hard to reliably evaluate since e-scooters themselves are not uniformly defined throughout the EU and do not have a unique classification that could be used to track their sales. The market analysis therefore combines various sources on electric vehicles with registration numbers and shared micromobility statistics to get an overview of the state of the market.

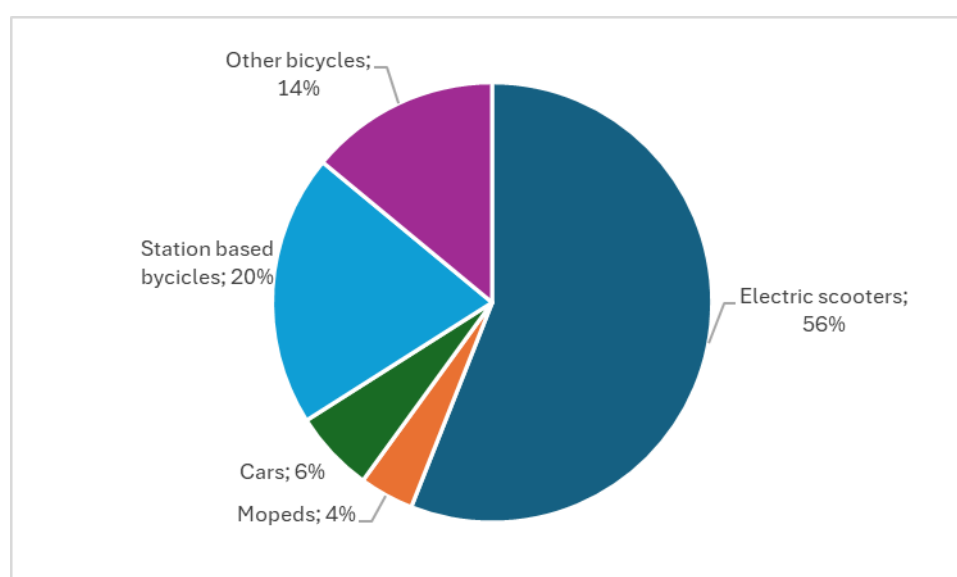
Market segmentation

The electric vehicle market is divided into:

- electric passenger vehicles,
- electric commercial vehicles,
- electric two-wheelers (motorcycles, mopeds, electric bicycles) and
- electric micromobility (light electric vehicles – e-scooters) .

The market analysis is limited to research on electric scooters, where only data on the shared use of electric scooters and other electric vehicles is available. Based on Statista data, the shared use of electric vehicles is increasing, with electric scooters accounting for the largest share of shared use.

Figure 1: Modal split in the electric vehicle sharing market in 2023

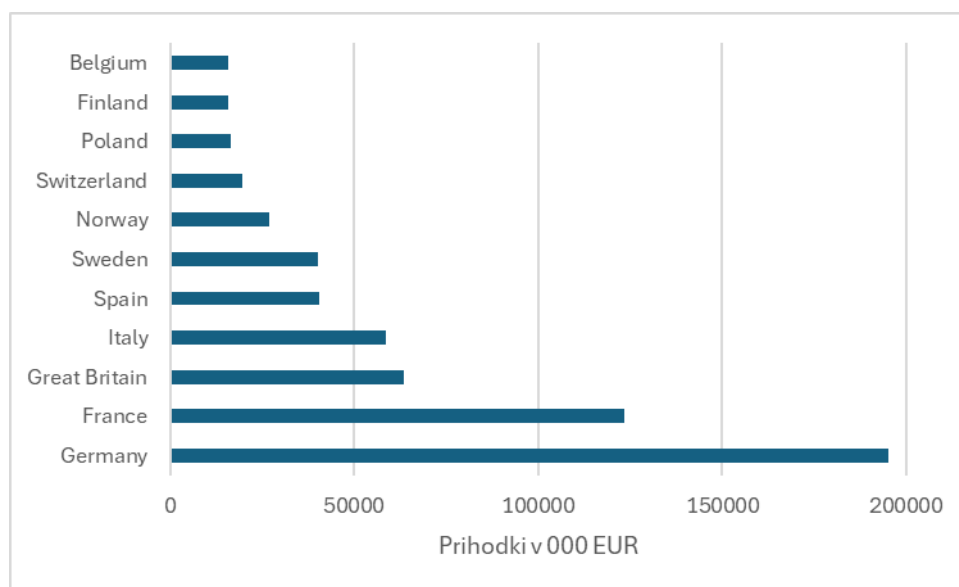


Source: Statista (2025a).

E-scooters in Europe

According to Statista (2025a) forecasts, the revenue of the electric scooter sharing market will continue to grow until 2030. In Europe, Norway, Sweden, and Germany represent the largest market in terms of user share. Germany also represents the largest market in Europe in terms of revenue in the electric scooter sharing market. The graph shows the countries with the highest revenue in 2023.

Figure 2: Revenue by country in the electric scooter sharing market in 2023

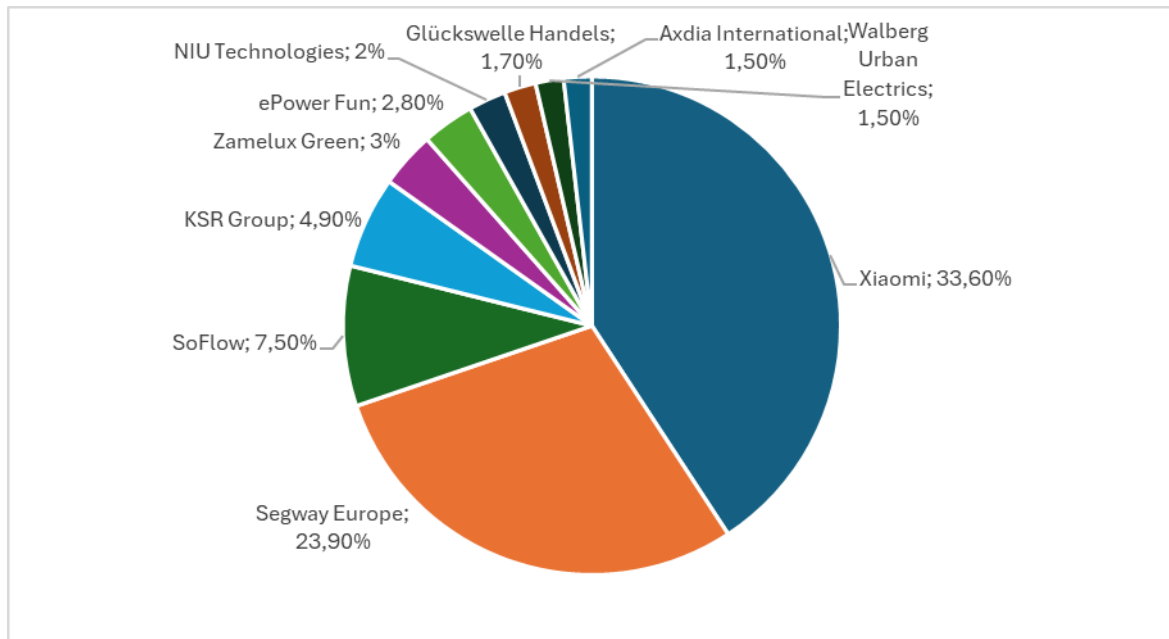


Source: Statista (2025a)

Xioami has the largest share among brands sold in Germany, followed by Segway Europe and SoFlow.

F

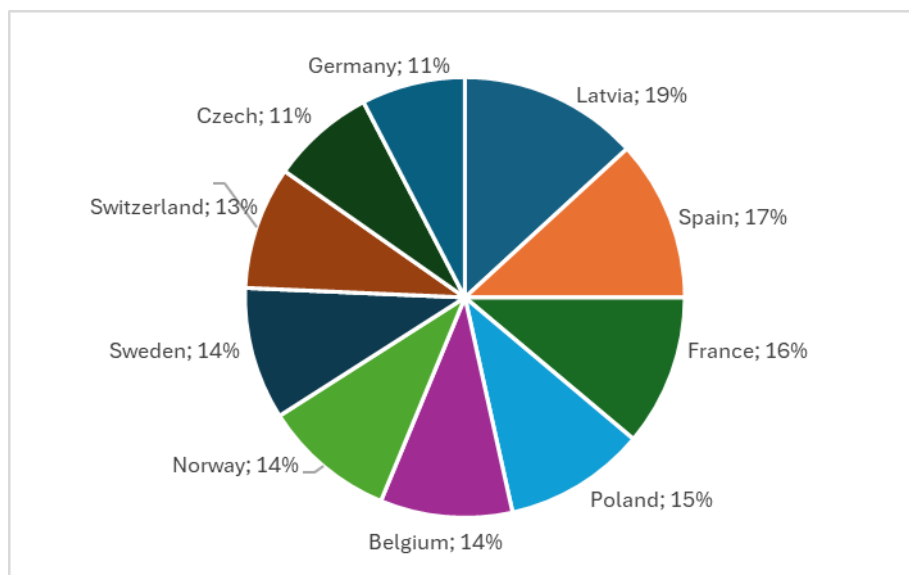
Figure 3: Share of insured e-scooters in Germany in 2023 by brand



Source: Statista (2025a)

In addition to the shared use of electric scooters, the proportion of households with their own e-scooter is also an important piece of information. The graph shows the ten largest European countries.

Figure 4: Share of privately owned e-scooters by country in 2024

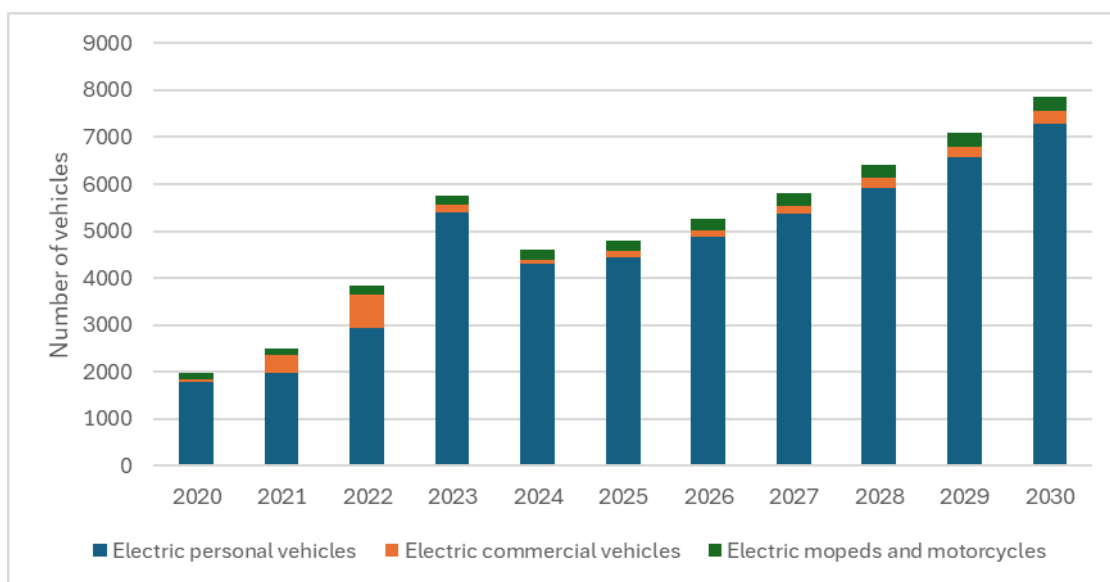


Source: Statista (2025a)

Overview of Slovenia and Croatia

According to Statista (2025b), the electric vehicle market in Slovenia is expected to generate approximately €279.1 million in revenue in 2025. Between 2025 and 2030, steady annual growth of 11.19% is expected, which would increase the market size to around €477.3 million by 2030. By the end of this period, sales are expected to reach approximately 7,870 electric vehicles. Internationally, China is expected to generate the most revenue, with the electric vehicle market reaching €519 billion in 2025. In Slovenia, the use of electric vehicles has grown rapidly in recent years, thanks in large part to government incentives and an increasingly developed and accessible charging infrastructure. The graph shows estimated sales of electric vehicles, excluding scooters, and sales forecasts until 2030.

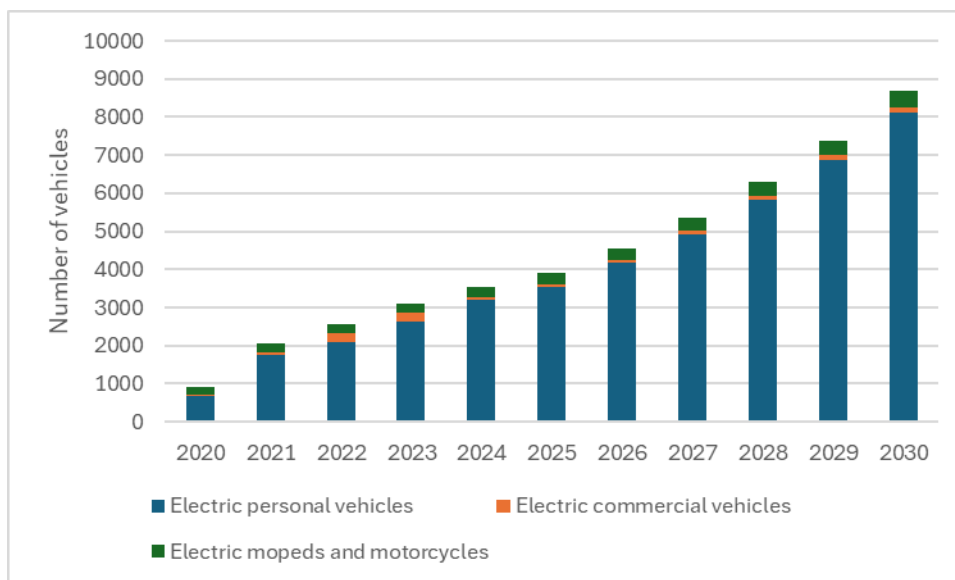
Figure 5: Sales of electric vehicles in Slovenia



Source: Statista (2025b)

Growth in sales of electric vehicles is also expected in Croatia. Similar to Slovenia, growth is more concentrated in the electric passenger vehicle segment.

Figure 6: Sales of electric vehicles in Croatia



Source: Statista (2025b)

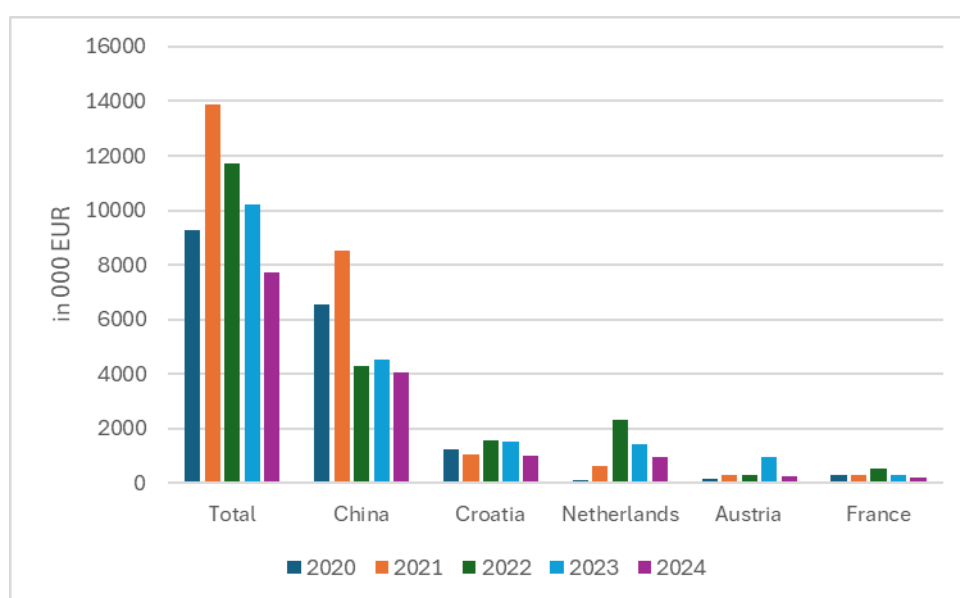
The electric vehicle market in Slovenia is constantly developing and growing. Buyers are increasingly opting for them due to their lower environmental impact, lower long-term costs, and government incentives such as subsidies and tax breaks. An important factor in this growth is the expansion of the charging infrastructure, which increases confidence in the use of electric vehicles, and the ever-widening range of models available due to increased competition among manufacturers. Market growth is further supported by local characteristics of Slovenia, such as short distances, well-developed public transport, and a focus on sustainable development, as well as favorable economic conditions and the active role of the state. Further growth in the use of electric vehicles is expected. Data on sales of electric scooters are not included, as sales data are not available.

Based on ITC statistics (2025), for the product group under CN code 87116090 – Motorcycles (including mopeds), bicycles, and similar vehicles with auxiliary engines, with electric drive motors (which includes electric scooters), we can see that imports of these products have been declining since 2021. Graph 7 shows the value of imports of motorcycles, bicycles, and similar vehicles with electric motors into Slovenia in the period 2020–2024, expressed in EUR 000. The total value of imports peaked in 2021 (13,885) and then gradually declined, reaching EUR 7,715 thousand in 2024, which indicates a noticeable decrease in the volume of imports in recent years.

China is by far the most important country of origin for Slovenia, although the value of imports has fallen sharply since 2021. Nevertheless, its share remains the largest over the entire period. Croatia is an important regional partner with relatively stable import values, but with a slight decline in 2024.

The Netherlands significantly increased the value of imports in 2022, indicating one-off or project-related deliveries, after which imports gradually declined. Austria and France are less important and fluctuate without a clear long-term trend. Overall, the data show China's dominance and a gradual decline in the total value of electric vehicle imports in Slovenia.

Figure 7: Import of motorcycles, bicycles, and similar vehicles with electric drive motors in Slovenia



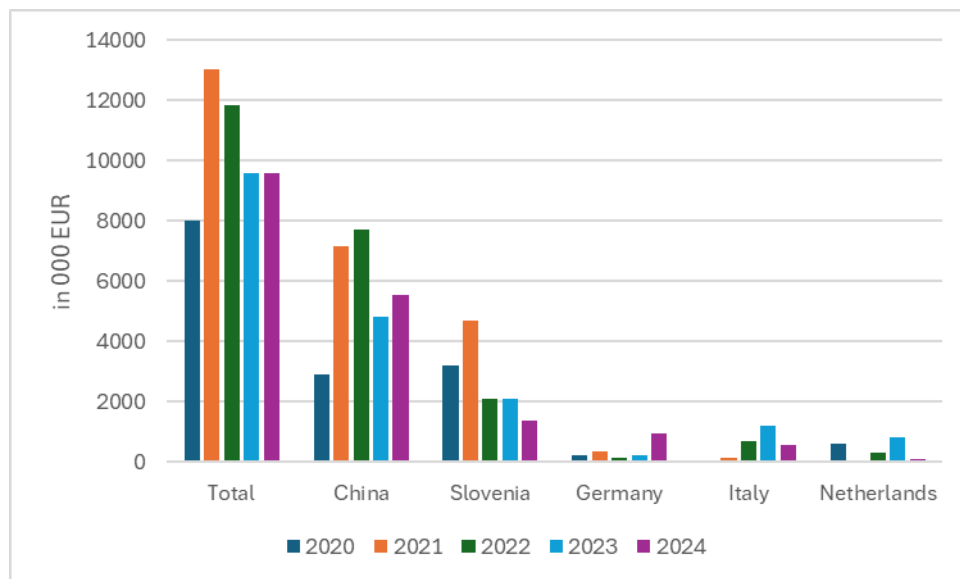
Source: ITC (2025)

Figure 8 shows the value of imports of motorcycles, bicycles, and similar vehicles with electric drive motors in Croatia in the period 2020–2024, expressed in EUR 000. The total value of imports peaked in 2021 (13,021), then declined in subsequent years, stabilizing at EUR 9,572 thousand in 2024.

China is the most important country of origin throughout the period, with imports growing strongly until 2022, then declining slightly but remaining the highest. Slovenia played an important role in the early years, but its importance declined significantly after 2021.

Germany and Italy have been increasing the value of their imports in recent years, indicating a greater role for European suppliers, while imports from the Netherlands are unstable and relatively low. Overall, the data show China's dominance and a gradual restructuring of import flows in the Croatian market.

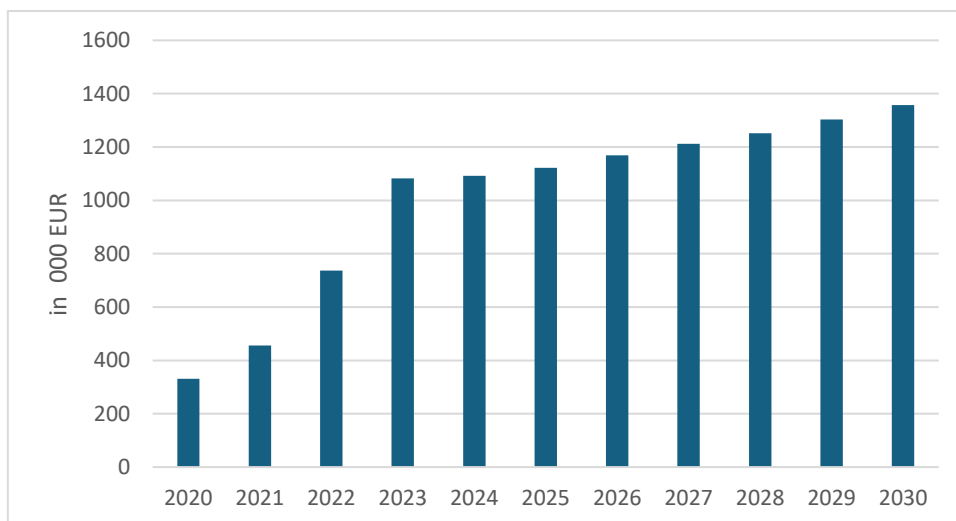
Figure 8: Import of motorcycles, bicycles, and similar vehicles with electric drive motors into Croatia



Source: ITC (2025)

In recent years, the electric scooter sharing market has become very interesting. According to Statista (2025c), the Slovenian electric scooter sharing market is expected to generate approximately €1.12 million in revenue in 2025. With an expected annual growth rate of 3.75%, the market value is expected to reach around €1.36 million by 2030. The number of users is expected to increase to approximately 95,000 by then, with the share of users growing from 3.8% in 2025 to 4.5% by 2030. The average revenue per user will be around €14, with total revenue generated through online channels by the end of the period.

Figure 9: Estimated revenue growth in the electric scooter sharing market

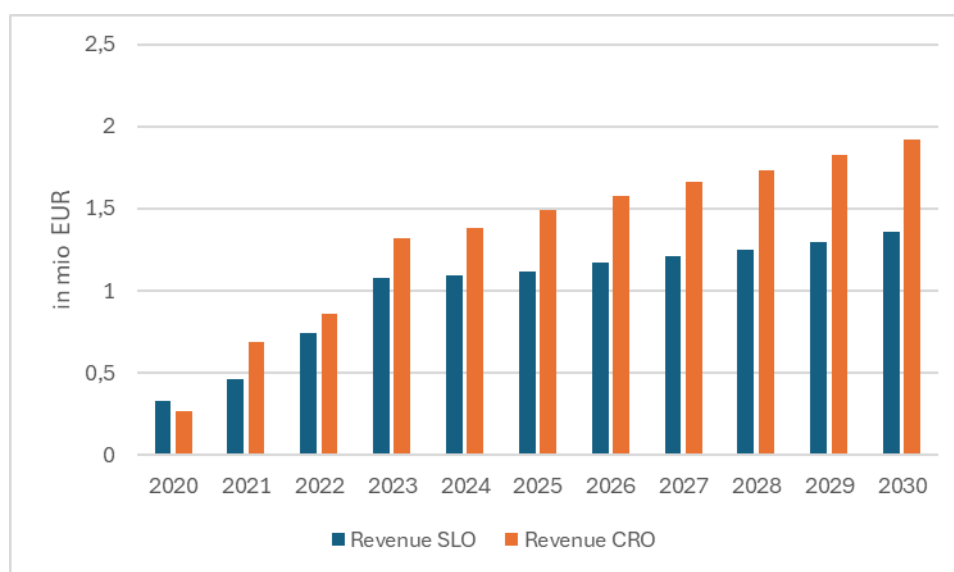


Source: Statista (2025c)

In Slovenia, the popularity of electric scooter sharing is growing, especially in larger urban centers such as Ljubljana and Maribor, where the service is becoming increasingly established and widespread.

Chart 10 shows stable revenue growth in both countries over the period 2020–2030. Slovenia is experiencing steady but slower growth, while Croatia has higher revenues and a faster growth rate throughout the period. The difference between the two countries will gradually increase after 2023 in favor of Croatia.

Figure 10: Comparison of revenue growth in the electric scooter sharing market between Slovenia and Croatia



Source: Statista (2025c)

E-scooter sales

To get an overview of what e-scooters are being sold in Slovenia and Croatia, we utilized a desk research approach by scraping the largest sellers in Slovenia and contacting largest sellers in Croatia to get their information about the most sold models and makes of e-scooters.

Methodology

E-scooter sales are not regulated either in Slovenia nor Croatia, and they are not obligated to be insured or registered, so no reliable available information can be obtained about the number of sales or e-scooters being used. To get an overview in terms of what types of e-scooters are mostly sold and used, we therefore utilized a desk research approach using secondary sources as described below.

On the Slovenian side, online sales were taken as the primary source of information. From the largest e-shopping providers—Mimovrste, Shoppster, Big Bang, and Robbo as the largest provider of e-scooters—we have selected the 10 most popular/best-selling/recommended (depending on the available filter) e-scooters and placed them on the list of most sold e-scooters. We also added the 5 most powerful e-scooters in terms of motor power from each provider. We researched the offerings of other sellers by entering the term "e-scooter" into Google search, using the top 3 store results (eRider, Skirojimax and eVolt), and including the 5 most powerful e-scooters in terms of motor power from each store in our analysis. We adopted this search strategy because the primary objective of this part of the project is to determine whether the e-scooters on the market comply with the restrictions set by the regulations. We assume that more powerful e-scooters also mean higher speeds and larger construction, so the possibility of them exceeding the permitted dimensions or speed is greater than for e-scooters with lower motor power. Overall (after removing duplicates), 55 e-scooters were included into the Slovenian analysis.

In order to get inputs on which e-scooters are mostly sold in Croatia, we have contacted several shops that sell e-scooters in Zagreb (Croatia's capital). Based on their input we have focused on three main brands – Xiaomi, MS Energy and Segway. For each brand we have collected main information of their most popular models – Xiaomi in total 4 models, MS Energy 9 models and Segway 13 models. We did not focus on e-scooters that can be bought online from outside Croatia, since this data was not accessible.

Both country analyses were conducted between April and July 2025.

Croatian e-scooter sales

26 e-scooters were identified as most sold in cooperation with the largest sellers in Croatia. Out of those 26, all of them have limited speed to a maximum of 25 km/h, while 4 only go up to 16 km/h. Most are foldable and have front and back lights as well as turn signals. The table below shows the 26 most sold e-scooters in Croatia in terms of brand, model, pricing, engine power, range, wheel size and weight.

Table 1: Most sold e-scooters in Croatia

Brand name	Model name	Price in EUR	Maximum Speed (in km/h)	Engine/motor Power (in watts)	Maximum Range (in km)	Battery Capacity (Wh or Ah)	Wheel Size (in cm)	Total Weight of the eScooter (in kg)
Xiaomi	Electric Scooter Elite	379	25 km/h	400 W (max. 800 W)	Up to 45 km	360 Wh	25.4 cm tubeless tires	20
Xiaomi	Electric Scooter 5	499	25 km/h	350 W (max. 700 W)	Up to 60 km	10.2 Ah	25.4 cm tubeless tires	20.1
Xiaomi	Electric Scooter 5 Pro	529	25 km/h	400 W (max. 1000 W)	Up to 60 km	10.2 Ah	25.4 cm tubeless tires	22.4
Xiaomi	Electric Scooter 5 Max	629	25 km/h	400 W (max. 1000 W)	Up to 60 km	10.2 Ah	25.4 cm tubeless tires	22.3
Ms Energy	URBAN 500	609	25 km/h	500 W	up to 50 km	36 V 13 Ah lithium-ion battery	25.4 cm puncture-resistant gel tires	19
Ms Energy	MENTOR GREY	799	25 km/h	500 W	up to 60 km	48 V 15 Ah lithium-ion battery	25.4 cm puncture-resistant gel tires	23.4
Ms Energy	MENTOR RED	799	25 km/h	500 W	up to 60 km	48 V 15 Ah lithium-ion battery	25.4 cm puncture-resistant gel tires	23.4
Ms Energy	FLARE	899	25 km/h	600 W	up to 60 km	48 V 15 Ah lithium-ion battery	25.4 cm puncture-	29

Brand name	Model name	Price in EUR	Maximum Speed (in km/h)	Engine/motor Power (in watts)	Maximum Range (in km)	Battery Capacity (Wh or Ah)	Wheel Size (in cm)	Total Weight of the eScooter (in kg)
							resistant gel tires	
Ms Energy	URBAN X	1249	25 km/h	300 W	up to 60 km	48 V 15 Ah lithium-ion battery	25.4 cm puncture-resistant gel tires	28
Ms Energy	FLARE X	1199	25 km/h	800 W	up to 70 km	52 V 18 Ah lithium-ion battery	25.4 cm puncture-resistant gel tires	32
Ms Energy	FLARE X HYDRAULIC	1249	25 km/h	800 W	up to 70 km	52 V 18 Ah lithium-ion battery	25.4 cm puncture-resistant gel tires	32
Ms Energy	FLARE X PRO (22.5 Ah)	1999	25 km/h	1200 W	up to 100 km	60 V 22.5 Ah lithium-ion battery	27.94 cm gel tires	38
Ms Energy	FLARE X PRO (30 Ah)	1999	25 km/h	1200 W	up to 135 km	60 V 30 Ah lithium-ion battery	27.94 cm gel tires	38
Segway	Max G30 II	599	25 km/h	350 W	65 km	551 Wh	25.4 cm tubeless "jelly" wheels	18

Brand name	Model name	Price in EUR	Maximum Speed (in km/h)	Engine/motor Power (in watts)	Maximum Range (in km)	Battery Capacity (Wh or Ah)	Wheel Size (in cm)	Total Weight of the eScooter (in kg)
Segway	Max G30 LE	520	25 km/h	350W	40 km	367 Wh	25.4 cm tubeless wheels	17.5
Segway	E25E	479	25 km/h	300 W	25 km	215 Wh	22.86 cm flat-free wheels	14.3
Segway	Air T15	473	20 km/h	250 W	12 km	167 Wh	19.05 cm front / 15.24 cm rear pneumatic wheels	10.5
Segway	F40E	699	25 km/h	350 W	40 km	367 Wh	25.4 cm tubeless "jelly" wheels	17.1
Segway	F30E	549	25 km/h	300 W	30 km	367 Wh	25.4 cm tubeless "jelly" wheels	16.4
Segway	F25E	395	25 km/h	250 W	25 km	275 Wh	25.4 cm pneumatic wheels	15.3
Segway	Zing A6	159	12	50 W	5 km	27 Wh	12.7 cm front / 10.16 cm rear PU (solid) wheels	4.6

Brand name	Model name	Price in EUR	Maximum Speed (in km/h)	Engine/motor Power (in watts)	Maximum Range (in km)	Battery Capacity (Wh or Ah)	Wheel Size (in cm)	Total Weight of the eScooter (in kg)
Segway	Zing C8	199	16 km/h	120 W	15 km	54 Wh	15.24 cm solid-rubber wheels	9
Segway	Zing C10	219	16 km/h	120 W	10 km	54 Wh	15.24 cm solid-rubber wheels	9.5
Segway	Zing C20	299	16 km/h	150 W	20 km	108 Wh	17.78 cm solid-rubber wheels	10
Segway	D18E	349	25 km/h	250 W	18 km	183 Wh	25.4 cm pneumatic wheels (with inner tube)	14.8
Segway	D28E	419	25 km/h	300 W	28 km	275 Wh	25.4 cm pneumatic wheels (with inner tube)	15.3

The listed e-scooters show a very broad price range, depending largely on brand, performance class, and battery capacity. The lowest priced is the Segway Zing A6 at 159 EUR (children's model) while the highest priced is the MS Energy FLARE X PRO at 1999 EUR. Most adult urban models fall into the mid-range of 350–900 EUR, which reflects the general positioning of commuter e-scooters on the Croatian market. Maximum speeds are strongly standardized due to EU regulations so all advertised speeds do not exceed 25 km/h, some, mostly on children's models, are even lower than that.

Engine power varies significantly across models, reflecting differences in target usage, since the lowest power is 50 W in a children's scooter, the typical commuting scooters are powered by 250–500 W motors, and some higher-performance models have up to 1200 W for long-range or hill-capable scooters. Moreover, the scooters vary greatly in distance capabilities. The children's model has the shortest range at 5 km while the longest range is up to 135 km (MS Energy FLARE X PRO 30 Ah). Most mid range commuting scooters fall in the 25–65 km range, aligning with typical daily urban travel needs.

Battery sizes (expressed in Wh or Ah) follow the same performance gradient, with the children's model having a small 27 Wh battery and the largest batteries go up to 30 Ah or equivalent large Wh. Common commuting scooters typically offer 215–551 Wh, supporting their moderate range.

Wheel diameters range between small wheels of about 12–15 cm (children's models) up to 25.4 cm (10 inch), which is the dominant size across adult models.

Slovenian e-scooter sales

The Slovenian analysis identified two groups of e-scooters on the market. The first are the most sold or most popular e-scooters at the largest sellers, which is a group of e-scooter identified as the 10 most sold models at the 4 largest sellers in Slovenia. After removing duplicates, 35 models were identified and analysed. The table below shows the most sold e-scooters in Slovenia in terms of brand, model, pricing, engine power, range, wheel size and weight.

Table 2: Most sold e-scooters in Slovenia

Brand name	Model name	Price in EUR	Maximum Speed (in km/h), as written on the store front	Engine Power (in watts, nominal)	Maximum Range (in km)	Battery Capacity (Wh or Ah)	Wheel Size (in cm)	Total Weight of the eScooter (in kg)
Xiaomi	4 EU	429,9	25	600	35	7650 mAh / 275,4 Wh	25.4	17.2
Xiaomi	5	549,99	25	350	60	10200mAh, 477 Wh	25.4	20.1
Xiaomi	5 Pro	679,99	25	400	60	10,2 Ah / 477 Wh	25.4	22.4
NAMI	BURN-E 3 MAX	4298,9	25 limited (max 100 km/h)	3000	120	40 Ah	27.94	50
Segway	E2 PLUS E II	329	25	300	20	220 Wh	20.57	16
Segway	E2 PRO E	449,99	25	350	35	275 Wh	25.4	17.5
ECO speed	ECO speed 10x	1699	25 (max 65)	2000	60	52V 18 Ah	25.4	36
UrbanGlide	E-Cross Max	989	25	1600	70	17,5Ah	25.4	27
Xiaomi	Elite	479,99	25	400	45	360 Wh	25.4	20
Acer	ES Series 5, GP.ODG11.0 02	363,9	25	350	60	15 Ah/42 V	25.4	18.5
Segway	F2 E	599,99	25	400	40	10 200 mAh	25.4	17.5
Segway	F2 plus E	649,99	25	800	55		25.4	17.7

Brand name	Model name	Price in EUR	Maximum Speed (in km/h), as written on the store front	Engine Power (in watts, nominal)	Maximum Range (in km)	Battery Capacity (Wh or Ah)	Wheel Size (in cm)	Total Weight of the eScooter (in kg)
Segway	F2 PRO E	699,99	25	400	55	460 Wh	25.4	18.5
Gyroor	H30 PRO	299	12	150	40	2.5Ah 36V	14,00	4.62
MS ENERGY	M10	291,9	25	350	28	36V, 7,5 Ah	21.59	13.9
Kaabo	Mantis 10 Plus	1579	45	2000	70	18.2 Ah	25.4	28.5
Kaabo	Mantis king GT	2299	25	2200	90	24 Ah	25.4	33
SEGWAY	MAX G2 E	699.99	25	900	70	551 Wh	25.4	24.3
MS ENERGY	Mentor	878.99	25	500	60	15 Ah	25.4	23.4
SEGWAY	Ninebot KickScooter D38E	445	25	350	38	367 Wh (10200 mAh)	25.4	16
AIWA	Raptor 700W F22-700/85	289.90	25	700	30	10 Ah	21.6	14.5
EGONI	S16	479.90	25	700	25	7.5 Ah	25.4	13
EGONI	S20	739.90	25	800	50	15 Ah	25.4	25
Legoni	S20	899.90	25	500	50	15 Ah	25.4	25
Egoni	S21	732	25	500	50	12,5 Ah	25.4	21.5
HILEY	Tiger 10 GTR+	2489,9	25	2800	110	30Ah	25.4	34

Brand name	Model name	Price in EUR	Maximum Speed (in km/h), as written on the store front	Engine Power (in watts, nominal)	Maximum Range (in km)	Battery Capacity (Wh or Ah)	Wheel Size (in cm)	Total Weight of the eScooter (in kg)
Hiley	TIGER 10 V3	1399	25	2000	70	20,8 Ah / 52 V / 1040 Wh	25.4	29
HILEY	Tiger KING	2499,9	25	3000	100	30Ah 60V	27.94	37
URBANGLIDE	UrbanRide 82L	276,9	25	350	20	6 Ah	20.32	13.4
TREVI	Velociptor SKILL 2	277,9	25	350	20	36V 5Ah	20.32	11
MS ENERGY	Vortex	1499	25	2400	70	52V 18 Ah	25.4	32
Kaabo	Wolf King GTR	3999	25	4000	180	35Ah 72V, 2419 wh	30.48	63
Kaabo	Wolf Warrior X GT	2299	25	2200	110	28.8Ah 60V	25.4	38
Kaabo	Wolf Warrior X PLUS	1999,99	25	2200	70	60V 21Ah	25.4	34
DUALTRON	X Limited MAX	4999,99	25 (max 110)	12000	200	95,4 V 60 Ah	33	82.9

In terms of pricing, the included models span from 276.9 € to 4,999.99 € with an average price of around 1200 €. The wide upper bound reflects the inclusion of several high-performance scooters among the most-sold models. Maximum speed (as written on the store front) is listed at 25 km/h for most e-scooters, since this is the mandatory speed limit in Slovenia. Some sellers, notably the smaller ones, do include information about the maximum reachable speeds in their description as well. Nominal engine power outputs range from 150 W to 12,000 W, with an average of ~1,483 W, which is substantially higher than typical commuter-only mixes due to the presence of very powerful models in the Slovenian list. The most powerful models with up to 12000 W significantly influence the average here.

Manufacturer-stated ranges with one battery charge and with normal use span 20–200 km, averaging around 64 km. This indicates that many “most-sold” models support medium-to-long urban distances, while the longest-range models are also those that seem to be aimed at more demanding users with larger motor power and batteries.

Wheel size diameters range from 14.0 to 33.0 cm (5.5–13 inches). The average is around 24.9 cm (9.8 inch), which is consistent with 10-inch urban formats. Across the 35 most-sold models, listed weights span from 4.62 kg of the children’s model to 82.9 kg, with an arithmetic mean of around 26 kg. These weights mostly align with commuter-class portability, and heavier models are those that show higher performance.

Overall, Slovenia’s most-sold set combines mainstream commuter scooters (speed up to 25 km/h, engine power 300–700 W, range around 40–70 km, 10 inch wheels, around 24 kg) with a sizeable high-performance segment that pushes up the market’s upper bounds for price, power, range, and weight.

In terms of most powerful e-scooters on the Slovenian market (that are being sold and advertised as e-scooters), we identified the 5 most powerful e-scooters from 7 major resellers in terms of engine power in watts (W). After removing duplicates and adding e-scooters from the previous list if they were more powerful than 2000 W and removing e-scooters below that cut off, the final list of the most powerful e-scooters being sold consists of 26 e-scooters that are shown in the below table.

Table 3: Most powerful e-scooters sold in Slovenia

Brand name	Model name	Price in EUR	Maximum Speed (in km/h), as is written on the sales page	Engine/motor Power (in watts)	Maximum Range (in km)	Battery Capacity (Wh or Ah)	Wheel Size (in cm)	Total Weight of the eScooter (in kg)
Nanrobot	D4+ 3.0	899,00	25 (max 64 km/h)	2000	64	52 V 23,4 Ah	25.4	32
Nanrobot	D6+ 2.0	1369,00	25 (max 65)	2000	73	52 V 26 Ah	25.4	35
ECO speed	ECO speed 10x	1699	25 (max 65)	2000	60	52V 18 Ah	25.4	36
Kaabo	Mantis 10 Plus	1579	25 (max 45)	2000	70	18.2 Ah	25.4	28.5
Hiley	TIGER 10 V3	1399,00	25	2000	70	20.8 Ah 52 V 1040 Wh	25.4	29
NANROBOT	N6	1499	25 (max 65)	2000	60	26 Ah	25.4	35
Kaabo	Mantis king GT	2299	25 (limited)	2200	90	24 Ah	25.4	33
Kaabo	Wolf Warrior X GT	2299,00	25	2200	110	28.8Ah 60V	25.4	38
Kaabo	Wolf Warrior X PLUS	1999,99	25	2200	70	60V 21Ah	25.4	34
DUAL TRON	City	1999,90	25 (limited)	2400	90 km	60 V	38.1	41

Brand name	Model name	Price in EUR	Maximum Speed (in km/h), as is written on the sales page	Engine/motor Power (in watts)	Maximum Range (in km)	Battery Capacity (Wh or Ah)	Wheel Size (in cm)	Total Weight of the eScooter (in kg)
MS ENERGY	Vortex	1499	25 (max 65)	2400	70	52V 18 Ah	25.4	32
Kugoo	Kirin G3 PRO	1369	25 (max 65)	2400	80	52 V 23.2 Ah	26.70	46
ECO Speed	20x	2799,99	25 (max 70)	2400	70	60V 26Ah	27.94	45
HILEY	Tiger 10 GTR+	2489,90	25	2800	110	30Ah	25.4	34
NAMI	BURN-E 3 MAX	4298,90	25 (max 100 km/h)	3000	120	40 Ah	27.94	50
HILEY	Tiger KING	2499,90	25	3000	100	30Ah 60V	27.94	37
TEVERUN	Fighter 11 in 11+	2999,00	25 (max 85 km/h)	3200	100	60V 35Ah	27.94	37
Kaabo	Wolf King GTR	3999	25	4000	180	35Ah 72V 2419 Wh	30.48	63
Vsett	11+ SUPER 72	4499	25 (max 110)	4000	100	72V 35Ah	27.94	65
TEVERUN	SUPREME	3599	25 (max 100)	5000	100	72V 33.6 Ah	27.94	52
DUAL TRON	THUNDER 3	3299	25 (max 100)	5000	120	40Ah	27.94	51.2

Brand name	Model name	Price in EUR	Maximum Speed (in km/h), as is written on the sales page	Engine/motor Power (in watts)	Maximum Range (in km)	Battery Capacity (Wh or Ah)	Wheel Size (in cm)	Total Weight of the eScooter (in kg)
Teverun	Fighter Supreme	4519,00	25	5000	200	60V 60ah	33.02	65
OOTD	D88	1099	25 (max 85)	5600	100	60 V 35 Ah 2100 Wh	27.94	43.5
Nanrobot	LS7+	3369	25 (max 120)	6000	130	72 V 35 A	27.94	55
OOTD	D99	1999	25 (max 85 km/h)	6000	120	60 V 40 Ah	33.02	52
DUAL TRON	Storm	3990,00	25 (max 100)	11500	200	84V 45 Ah	27.94	50.5
DUAL TRON	X Limited MAX	4999,99	25 (max 110)	12000	200	95.4 V 60 Ah	33	82.9

The differences from the set of most sold e-scooters is obvious. Prices in this set span from 899 € to 4,999.99 € with an average of €2,606. This confirms a high-end segment priced well above commuter classes.

All listed models indicate 25 km/h as the limited/road-legal value, but since these e-scooters are geared towards recreational use or buyers that usually look for higher speeds, the websites often mention the e-scooter's capabilities to reach higher speeds when unlocked. Where sellers also state an advertised maximum, values up to 120 km/h. In accordance with higher speeds, higher motor powers are also evident. Nominal outputs run from 2,000 (which was the cutoff for inclusion into the dataset) to up to 12,000 W, several models sit at 4 to 6 kW and above, typical of performance scooters.

Stated one-charge ranges are 60 to 200 km with an average of around 105 km for normal terrain riding with low speeds, which matches the large battery packs used in this class. These performance models are substantially heavier than commuters, weighing from 28.5 to 82.9 kg, 44.5 kg on average. This reflects dual motors, suspension, and large battery packs. The wheels are also typically larger than with commuter models, spanning from 25.4 cm to 38.1 cm (10–15 inches), since larger wheels dominate for stability at higher speeds.

The "most powerful" list represents a distinct market tier in Slovenia. Prices cluster in the upper segment (median €2,299), speeds are uniformly limited to 25 km/h for legal use while advertised maxima commonly sit around 65 km/h, and nominal power is typically multi-kilowatt (median 2.8 kW, many models at 4–6 kW and above). Long ranges (median 100 km) and high-capacity packs (most often 52–72 V and ~30 Ah) are paired with larger wheels and substantial weights (median 41 kg), underscoring a product class optimized for performance, hill-climbing and long-distance rides rather than daily portability.

Literature

ITC – International Trade Centre. 2025. Trade statistics. <https://www.intracen.org/resources/data-and-analysis/trade-statistics>

Statista. (2025a). E-Scooter in Europe. <https://www.statista.com/study/165149/e-scooters-in-europe/>

Statista. (2025b). Electric Vehicles - Slovenia. Statista. <https://www.statista.com/outlook/mmo/electric-vehicles/slovenia?currency=EUR>

Statista. (2025c). E-Scooter-sharing - Slovenia. Statista. <https://www.statista.com/outlook/mmo/shared-mobility/e-scooter-sharing/slovenia?currency=EUR>.



ESCURB